



7.1.4 - Water conservation facilities available in the Institution:

1. Rain water harvesting
2. Bore well /Open well recharge
3. Construction of tanks and bunds
4. Waste water recycling
5. Maintenance of water bodies and distribution system in the campus

Rain water harvesting:

Rainwater harvesting (RWH) is a sustainable practice that involves collecting and storing rainwater for various uses, such as irrigation, drinking water, and household needs. It is an effective way to conserve water, especially in areas facing water scarcity.

1. Catchment Area: The surface from which rainwater is collected. This can be rooftops, paved surfaces, or specially designed areas.
2. Gutters and Downspouts: These systems channel rainwater from the catchment area to the storage system.
3. Storage Tanks: Collected rainwater is stored in tanks, which can be above or below ground. The size depends on the catchment area and water demand.
4. Filtration System: To ensure water quality, filtration systems may be used to remove debris and contaminants before storage or use.



Bore well /Open well recharge:

Bore well and open well recharge are essential practices for replenishing groundwater resources, especially in areas facing water scarcity. Here's an overview of these techniques:

Bore Well Recharge



Definition: Bore well recharge involves enhancing the capacity of bore wells to accept and store rainwater, thus increasing groundwater levels.

Key Components

1. Recharge Structures:
 - Recharge Pits: Excavated pits filled with gravel or stones to facilitate water infiltration.
 - Bore Well Filters: Structures installed at the bore well's bottom to improve water entry and filter contaminants.
2. Water Source: Rainwater collected from rooftops or other surfaces can be directed into the bore well.
3. Pipe Systems: Pipes or channels are used to direct water from collection points to the recharge structure.

Benefits

- Groundwater Level Improvement: Enhances the water table, ensuring sustainable groundwater access.
- Quality Enhancement: Helps in filtering and purifying water as it percolates through soil layers.
- Drought Mitigation: Provides a buffer during dry spells, helping to sustain agricultural activities.



Open Well Recharge

Definition: Open well recharge involves replenishing water levels in open wells (traditional wells) by directing surface runoff or rainwater into them.



Viswambhara Educational Society

VAAGDEVI COLLEGE OF ENGINEERING

Autonomous

Approved by AICTE & Affiliated to JNTUH, Hyderabad
Bollikunta, Warangal - 506 005 (Telangana State)

Key Components

1. Catchment Area: Designated areas that collect rainwater or surface runoff, which can be directed into the open well.
2. Recharge Structures:
 - Recharge Trenches: Trenches filled with coarse materials to facilitate the infiltration of rainwater.
 - Infiltration Pits: Similar to recharge pits, these are designed to allow water to seep into the ground.
3. Water Source: Rainwater or surface runoff collected from nearby areas.

Benefits

- Sustainable Water Source: Increases the reliability of open wells for domestic and agricultural use.
- Soil Moisture Conservation: Helps maintain soil moisture levels in surrounding areas, benefiting local agriculture.
- Reduced Erosion: Proper recharge practices can help minimize soil erosion by managing runoff effectively.





Viswambhara Educational Society

VAAGDEVI COLLEGE OF ENGINEERING

Autonomous

Approved by AICTE & Affiliated to JNTUH, Hyderabad
Bollikunta, Warangal - 506 005 (Telangana State)



3. Construction of tanks and bunds:

Tanks and bunds are important structures used for water management, soil conservation, and agricultural practices. They play a crucial role in rainwater harvesting, flood control, and improving water availability in arid and semi-arid regions. Here's an overview of each:

Tanks

Definition: Tanks are artificial reservoirs designed to collect and store water, primarily rainwater. They can be used for various purposes, including irrigation, drinking water supply, and aquaculture.

Types of Tanks

1. Surface Tanks: Built above ground, these are designed to store surface runoff and rainwater.
2. Subsurface Tanks: Installed below ground to capture and store water from the soil, reducing evaporation losses.



Viswambhara Educational Society

VAAGDEVI COLLEGE OF ENGINEERING

Autonomous

Approved by AICTE & Affiliated to JNTUH, Hyderabad
Bollikunta, Warangal - 506 005 (Telangana State)





4. Waste water recycling:

Wastewater recycling, also known as water reclamation or wastewater reuse, involves treating used water to remove contaminants, making it safe for various applications. This process is essential for sustainable water management, particularly in regions facing water scarcity. Here's an overview:

Key Processes

1. **Collection:** Wastewater is collected from various sources, including households, industries, and commercial establishments.
2. **Pre-treatment:** Initial screening removes large debris (like plastics and metals), and grit chambers help settle heavier particles.
3. **Primary Treatment:** Sedimentation tanks allow solid waste to settle, separating it from the liquid. This step reduces the organic load on subsequent treatments.
4. **Secondary Treatment:** Biological processes (like activated sludge or trickling filters) further break down organic matter using microorganisms. This stage is crucial for reducing biochemical oxygen demand (BOD) and nutrients.
5. **Tertiary Treatment:** Advanced treatment methods, such as filtration, chemical disinfection (chlorination or UV treatment), and reverse osmosis, are employed to remove remaining contaminants, pathogens, and dissolved solids.
6. **Storage and Distribution:** Treated water is stored in tanks before being distributed for reuse.

Applications

1. **Agricultural Irrigation:** Treated wastewater can be used to irrigate crops, helping conserve freshwater resources.
2. **Industrial Processes:** Industries can reuse treated water for cooling, washing, and other processes, reducing demand on freshwater supplies.
3. **Landscape Irrigation:** Parks, golf courses, and residential landscaping can use recycled water, promoting sustainable landscaping practices.
4. **Potable Reuse:** In some regions, advanced treatment allows for direct or indirect potable reuse, where treated wastewater is safely reintroduced into the drinking water supply.
5. **Aquifer Recharge:** Treated wastewater can be used to recharge groundwater aquifers, enhancing water availability in the long term.

Benefits

1. **Water Conservation:** Reduces the demand for freshwater, particularly in arid regions.



2. Environmental Protection: Minimizes wastewater discharge into natural water bodies, reducing pollution and protecting ecosystems.
3. Cost Savings: Can lower water costs for municipalities and industries, reducing the need for expensive freshwater sources.
4. Sustainable Development: Promotes a circular economy approach by reusing resources rather than depleting them.
5. Drought Resilience: Provides a reliable water source during periods of water scarcity or drought.

Challenges

1. Public Perception: There can be resistance or skepticism regarding the safety of recycled water, especially for potable reuse.
2. Regulatory Framework: Ensuring compliance with local and national regulations can be complex and may vary by region.
3. Infrastructure Costs: Setting up recycling facilities and infrastructure can require significant investment.
4. Quality Control: Ensuring consistent water quality for various uses necessitates robust monitoring and treatment systems.





5. Maintenance of water bodies and distribution system in the campus :

Effective maintenance of water bodies and distribution systems is crucial for ensuring a reliable water supply, promoting environmental sustainability, and enhancing the overall aesthetics and functionality of a campus. Here's a comprehensive overview:

Maintenance of Water Bodies

1. Regular Monitoring:

- **Water Quality Testing:** Regularly test for pollutants, pH levels, dissolved oxygen, and nutrient levels to ensure water quality and safety.
- **Ecosystem Health:** Monitor aquatic life and vegetation to assess the health of the ecosystem.

2. Vegetation Management:

- **Aquatic Plants:** Control invasive species that may disrupt the natural ecosystem and promote native species that improve biodiversity.
- **Buffer Zones:** Maintain vegetative buffer zones around water bodies to filter runoff and prevent erosion.

3. Sediment Control:

- **Dredging:** Periodically remove accumulated sediment to maintain water depth and quality.



- Erosion Prevention: Implement erosion control measures to minimize sediment entering the water body from surrounding areas.

4. Waste Management:

- Litter Cleanup: Organize regular clean-up activities to remove trash and debris from water bodies.
- Pollution Prevention: Educate the campus community about proper waste disposal and pollution prevention strategies.

5. Structural Maintenance:

- Repair and Upkeep: Regularly inspect and maintain any structures like dams, spillways, or fountains to ensure they are functioning properly.
- Safety Measures: Ensure that safety barriers and signage are in place to protect users and wildlife.

Maintenance of Water Distribution Systems

1. Regular Inspections:

- Pipeline Checks: Conduct routine inspections of pipes, joints, and fittings for leaks, corrosion, or damage.
- Valves and Meters: Regularly test valves and water meters for functionality and accuracy.

2. Leak Detection:

- Monitoring Systems: Implement technologies such as acoustic sensors to detect leaks early and prevent water loss.
- Prompt Repairs: Establish a protocol for quick response to leaks or system failures to minimize disruption and waste.

3. Water Quality Maintenance:

- Chlorination and Filtration: Ensure that appropriate disinfection and filtration processes are in place to maintain water quality.



Viswambhara Educational Society

VAAGDEVI COLLEGE OF ENGINEERING

Autonomous

Approved by AICTE & Affiliated to JNTUH, Hyderabad
Bollikunta, Warangal - 506 005 (Telangana State)

- Sampling and Testing: Regularly sample water at various points in the distribution system to monitor for contaminants.

4. System Upgrades:

- Pipe Replacement: Plan for the replacement of aging infrastructure to improve efficiency and reliability.
- Smart Technologies: Consider implementing smart water management systems for better monitoring and control of water distribution.







Viswambhara Educational Society

VAAGDEVI COLLEGE OF ENGINEERING

Autonomous

Approved by AICTE & Affiliated to JNTUH, Hyderabad
Bollikunta, Warangal - 506 005 (Telangana State)






Viswambhara Educational Society

VAAGDEVI COLLEGE OF ENGINEERING

Autonomous

Approved by AICTE & Affiliated to JNTUH, Hyderabad
Bollikunta, Warangal - 506 005 (Telangana State)



 GPS Map Camera

Telangana, India
Civil block, Khammam - Warangal Hwy, Singaram,
Lat 17.889376°
Long 79.599584°
18/3/2022 02:31 PM GMT+05:00

PRINCIPAL
Vaagdevi College of Engineering
Bollikunta, Warangal-506003